

County Transportation Infrastructure Fund Grant Program - 2020 Program Call

APPLICATION

Name of County Lamb Date of Submission May 13, 2020

County Contact Information

Contact Person	<u>James DeLoach</u>	Title	<u>County Judge</u>
Mailing Address	<u>100 6th Dr Rm 101</u>	Email Address	<u>jmdeloach@nts-online.net</u>
City, State	<u>Littlefield, Texas</u>	Phone #	<u>(806) 385-4222</u>
Zip Code	<u>79339</u>	Fax #	<u>(806) 385-6485</u>

Eligibility and Certification Requirements (check all applicable items below)

- County is entirely or partially in an area affected by increased oil and gas production.
- County did or did not previously receive a CTIF grant under the 2014 program call. If county did receive a previous CTIF grant, please complete Items 3, 4, 5 and 6, and the remaining application sections. If the county did not receive a previous CTIF grant, please skip Items 3, 4, 5 and 6, and complete the remaining application sections.
- Amount of 2014 CTIF grant award. \$ 231,898.00
- Amount of 2014 CTIF grand award expended, including any administrative costs. \$ 231,898.00
- Unexpended or pending expenditure amounts from 2014 CTIF grant award. \$ 0.00
- County certifies that all previous CTIF grants have been or are being spent in accordance with the applicable project plan under the 2014 CTIF award.

Project Funding


Total Grant (estimated cost of all projects)		\$ <u>1,764,500.00</u>
Total Matching Funds by the County	<u>10</u> %	\$ <u>176,450.00</u>
<small>Percentage of county match must be at least 20% of Line 1 (or 10% if Economically Disadvantaged County)</small>		<small>Sum of lines 2A through 2D</small>
		<small>This is the amount of funds the county will provide</small>

Sources of Matching Funds for Listed Projects
(List additional potential sources, such as donations and federal funds, if any)

County Funds	Amount	\$ <u>176,450.00</u>
Other Sources _____	Amount	\$ _____
_____	Amount	\$ _____
_____	Amount	\$ _____

Total Amount of Grant Award Requested \$ 1,588,050.00
Subtract line 2 from line 1
This is the amount of grant funds the county is requesting

Signature

County Representative Signature:  Date: 5-12-2020



TEXAS DEPARTMENT OF TRANSPORTATION

COUNTY TRANSPORTATION INFRASTRUCTURE FUND GRANT PROGRAM - 2020 Program Call

LIST OF TRANSPORTATION INFRASTRUCTURE PROJECTS (Prioritized List)

Make sure to prioritize your county's projects and put them in order of most importance to least importance. Total project cost will equal the total grant as reflected in the application (including engineering, right-of-way and utility costs, construction, inspection, etc., as applicable).

If your county is an "economically disadvantaged county" as determined by Transportation Code 222.053, the State Share will be 90% of the allowable Total Project Cost. If your county is not "economically disadvantaged," the State Share will be 80%. Upon selection of county name from drop down list, economically disadvantaged status populates automatically. A list of economically disadvantaged counties can be found at <http://ftp.dot.state.tx.us/pub/tdot/lpd/citf/2020/ecr.pdf>.

COUNTY:

LAMB

Choose county from drop down menu

TxDOT District:

Lubbock

Economically Disadvantaged:

Yes

Project Priority Number	Roadway Name or Designation	Project Limits	Scope / Type of Work	EXISTING ROADWAY		IMPLEMENTATION SCHEDULE			ESTIMATE			FUNDING		
				Type of Facility	Existing Surface	Competitive Bid or County Forces?	Proposed Begin Construction Date (Mo./Yr.)	Proposed End Construction Date (Mo./Yr.)	Engineering	ROW/Utilities	Construction	Estimated Total Project Cost	States Share ¹	County Share
EX.#1	CR 2	From Main Street to 2 miles East of Driller Drive	2" Overlay and spot base repair	2-lane Rural	Asphalt	Competitive Bid	09/2020	06/2021	\$ 50,000	\$ 20,000	\$ 1,680,000	\$ 1,750,000	\$ 1,575,000	\$ 175,000
EX.#2	CR 1041	From SH 37 to CR 2051	Add gravel and re-grade county road due to heavy truck use	2-lane Rural	Un-surfaced	County Forces	05/2020	07/2020	\$ -	\$ -	\$ 250,000	\$ 250,000	\$ 225,000	\$ 25,000
Your County's Prioritized Project List:														
1	CR 92	Hwy 168 to CR 321	Add Caliche and re grade county road due to heavy truck/ag use	2 lane Rural	Caliche/Dirt	County Forces	07/2020	10/2020	\$ -	\$ -	\$ 10,000	\$ 10,000	\$ 9,000	\$ 1,000
2	CR 30	1 mile West of FM 303	Add Caliche and re grade county road due to heavy truck/ag use	2 lane Rural	Caliche/Dirt	County Forces	07/2020	10/2020	\$ -	\$ -	\$ 52,000	\$ 52,000	\$ 46,800	\$ 5,200
3	CR 252	FM 168 to CR 327	Add Caliche and re grade county road due to heavy truck/ag use	2 lane Rural	Caliche/Dirt	County Forces	07/2020	10/2020	\$ -	\$ -	\$ 40,000	\$ 40,000	\$ 36,000	\$ 4,000
4	CR 272	CR 75 to Cr 115	Add Caliche and re grade county road due to heavy truck/ag use	2 lane Rural	Caliche/Dirt	County Forces	07/2020	10/2020	\$ -	\$ -	\$ 126,000	\$ 126,000	\$ 113,400	\$ 12,600
5	CR 72	Hwy 168 to CR 319	Add Caliche and re grade county road due to heavy truck/ag use	2 lane Rural	Caliche/Dirt	County Forces	07/2020	10/2020	\$ -	\$ -	\$ 14,000	\$ 14,000	\$ 12,600	\$ 1,400
6	CR 64	2 Miles East of FM 303	Add Caliche and re grade county road due to heavy truck/ag use	2 lane Rural	Caliche/Dirt	County Forces	07/2020	10/2020	\$ -	\$ -	\$ 52,000	\$ 52,000	\$ 46,800	\$ 5,200
7	CR 332	FM 1072 to FM 168	Add Caliche and re grade county road due to heavy truck/ag use	2 lane Rural	Caliche/Dirt	County Forces	07/2020	10/2020	\$ -	\$ -	\$ 120,000	\$ 120,000	\$ 108,000	\$ 12,000
8	CR 292	CR 75 to FM 303	Add Caliche and re grade county road due to heavy truck/ag use	2 lane Rural	Caliche/Dirt	County Forces	07/2020	10/2020	\$ -	\$ -	\$ 33,500	\$ 33,500	\$ 30,150	\$ 3,350
9	CR 301	Hwy 70 to CR 102	Add Caliche and re grade county road due to heavy truck/ag use	2 lane Rural	Caliche/Dirt	County Forces	07/2020	10/2020	\$ -	\$ -	\$ 4,000	\$ 4,000	\$ 3,600	\$ 400
10	CR 74	1/4 mile East of FM 303	Add Caliche and re grade county road due to heavy truck/ag use	2 lane Rural	Caliche/Dirt	County Forces	07/2020	10/2020	\$ -	\$ -	\$ 6,500	\$ 6,500	\$ 5,850	\$ 650
11	CR 247	FM 54 to CR 312	Add Caliche and re grade county road due to heavy truck/ag use	2 lane Rural	Caliche/Dirt	County Forces	07/2020	10/2020	\$ -	\$ -	\$ 180,000	\$ 180,000	\$ 162,000	\$ 18,000
12	CR 342	CR 65 to FM 303	Add Caliche and re grade county road due to heavy truck/ag use	2 lane Rural	Caliche/Dirt	County Forces	07/2020	10/2020	\$ -	\$ -	\$ 95,000	\$ 95,000	\$ 85,500	\$ 9,500
13	CR 299	CR 102 to CR 94	Add Caliche and re grade county road due to heavy truck/ag use	2 lane Rural	Caliche/Dirt	County Forces	07/2020	10/2020	\$ -	\$ -	\$ 2,000	\$ 2,000	\$ 1,800	\$ 200
14	CR 119	2.5 Miles North of US 70	Add Caliche and re grade county road due to heavy truck/ag use	2 lane Rural	Caliche/Dirt	County Forces	07/2020	10/2020	\$ -	\$ -	\$ 52,000	\$ 52,000	\$ 46,800	\$ 5,200
15	CR 352	CR 65 to FM 303	Add Caliche and re grade county road due to heavy truck/ag use	2 lane Rural	Caliche/Dirt	County Forces	07/2020	10/2020	\$ -	\$ -	\$ 30,000	\$ 30,000	\$ 27,000	\$ 3,000
16	CR 102	CR 301 to CR 299	Add Caliche and re grade county road due to heavy truck/ag use	2 lane Rural	Caliche/Dirt	County Forces	07/2020	10/2020	\$ -	\$ -	\$ 2,000	\$ 2,000	\$ 1,800	\$ 200
17	CR 129	1.5 Miles North of US 70	Add Caliche and re grade county road due to heavy truck/ag use	2 lane Rural	Caliche/Dirt	County Forces	07/2020	10/2020	\$ -	\$ -	\$ 39,000	\$ 39,000	\$ 35,100	\$ 3,900



TEXAS DEPARTMENT OF TRANSPORTATION

Project Priority Number	Roadway Name or Designation	Project Limits	PROJECT INFORMATION			EXISTING ROADWAY		IMPLEMENTATION SCHEDULE		ESTIMATE				FUNDING		
			Scope / Type of Work	Type of Facility	Existing Surface	Competitive Bid or County Forces?	Proposed Begin Construction Date (Mo./Yr.)	Proposed End Construction Date (Mo./Yr.)	Engineering	ROW/Utilities	Construction	Estimated Total Project Cost	State Share	County Share		
18	CR 45	FM 54 to CR 326	Add Caliche and re grade county road due to heavy truck/ag use	2 lane Rural	Caliche/Dirt	County Forces	07/2020	10/2020	\$	\$	\$	\$	\$	\$	\$ 45,000	\$ 5,000
19	CR 291	Hwy 70 to CR 102	Add Caliche and re grade county road due to heavy truck/ag use	2 lane Rural	Caliche/Dirt	County Forces	07/2020	10/2020	\$	\$	\$	\$	\$	\$	\$ 10,800	\$ 1,200
20	CR 139	1.25 Miles South of US 70	Add Caliche and re grade county road due to heavy truck/ag use	2 lane Rural	Caliche/Dirt	County Forces	07/2020	10/2020	\$	\$	\$	\$	\$	\$	\$ 29,250	\$ 3,250
21	CR 55	CR 208 to CR 238	Add Caliche and re grade county road due to heavy truck/ag use	2 lane Rural	Caliche/Dirt	County Forces	07/2020	10/2020	\$	\$	\$	\$	\$	\$	\$ 13,050	\$ 1,450
22	CR 122	FM 1072 to CR 271	Add Caliche and re grade county road due to heavy truck/ag use	2 lane Rural	Caliche/Dirt	County Forces	07/2020	10/2020	\$	\$	\$	\$	\$	\$	\$ 3,600	\$ 400
23	CR 65	CR 352 to FM 303	Add Caliche and re grade county road due to heavy truck/ag use	2 lane Rural	Caliche/Dirt	County Forces	07/2020	10/2020	\$	\$	\$	\$	\$	\$	\$ 23,400	\$ 2,600
24	CR 172	Hwy 168 to CR 317	Add Caliche and re grade county road due to heavy truck/ag use	2 lane Rural	Caliche/Dirt	County Forces	07/2020	10/2020	\$	\$	\$	\$	\$	\$	\$ 6,750	\$ 750
25	CR 115	CR 208 to CR 238	Add Caliche and re grade county road due to heavy truck/ag use	2 lane Rural	Caliche/Dirt	County Forces	07/2020	10/2020	\$	\$	\$	\$	\$	\$	\$ 31,500	\$ 3,500
26	CR 125	FM 54 to US 84	Add Caliche and re grade county road due to heavy truck/ag use	2 lane Rural	Caliche/Dirt	County Forces	07/2020	10/2020	\$	\$	\$	\$	\$	\$	\$ 27,000	\$ 3,000
27	CR 171	FM 54 to CR 318	Add Caliche and re grade county road due to heavy truck/ag use	2 lane Rural	Caliche/Dirt	County Forces	07/2020	10/2020	\$	\$	\$	\$	\$	\$	\$ 31,500	\$ 3,500
28	CR 181	US 84 to CR 262	Add Caliche and re grade county road due to heavy truck/ag use	2 lane Rural	Caliche/Dirt	County Forces	07/2020	10/2020	\$	\$	\$	\$	\$	\$	\$ 58,500	\$ 6,500
29	CR 198	FM 298 to CR 45	Add Caliche and re grade county road due to heavy truck/ag use	2 lane Rural	Caliche/Dirt	County Forces	07/2020	10/2020	\$	\$	\$	\$	\$	\$	\$ 85,500	\$ 9,500
30	CR 202	FM 303 to Hornet Drive	Add Caliche and re grade county road due to heavy truck/ag use	2 lane Rural	Asphalt	Competitive Bid	07/2020	10/2020	\$	\$	\$	\$	\$	\$	\$ 450,000	\$ 50,000
31									\$	\$	\$	\$	\$	\$	\$	\$
32									\$	\$	\$	\$	\$	\$	\$	\$
33									\$	\$	\$	\$	\$	\$	\$	\$
34									\$	\$	\$	\$	\$	\$	\$	\$
35									\$	\$	\$	\$	\$	\$	\$	\$
36									\$	\$	\$	\$	\$	\$	\$	\$
37									\$	\$	\$	\$	\$	\$	\$	\$
38									\$	\$	\$	\$	\$	\$	\$	\$
39									\$	\$	\$	\$	\$	\$	\$	\$
40									\$	\$	\$	\$	\$	\$	\$	\$
41									\$	\$	\$	\$	\$	\$	\$	\$
42									\$	\$	\$	\$	\$	\$	\$	\$
43									\$	\$	\$	\$	\$	\$	\$	\$
44									\$	\$	\$	\$	\$	\$	\$	\$
45									\$	\$	\$	\$	\$	\$	\$	\$
46									\$	\$	\$	\$	\$	\$	\$	\$
47									\$	\$	\$	\$	\$	\$	\$	\$
48									\$	\$	\$	\$	\$	\$	\$	\$
49									\$	\$	\$	\$	\$	\$	\$	\$
50									\$	\$	\$	\$	\$	\$	\$	\$
51									\$	\$	\$	\$	\$	\$	\$	\$
52									\$	\$	\$	\$	\$	\$	\$	\$
53									\$	\$	\$	\$	\$	\$	\$	\$
54									\$	\$	\$	\$	\$	\$	\$	\$
55									\$	\$	\$	\$	\$	\$	\$	\$
56									\$	\$	\$	\$	\$	\$	\$	\$
57									\$	\$	\$	\$	\$	\$	\$	\$
58									\$	\$	\$	\$	\$	\$	\$	\$



TEXAS DEPARTMENT OF TRANSPORTATION

Project Number	Priority Roadway Name or Designation	Project Limits	Scope / Type of Work	EXISTING ROADWAY		IMPLEMENTATION SCHEDULE		ESTIMATE			FUNDING						
				Type of Facility	Existing Surface	Competitive Bid or County Forces?	Proposed Begin Construction Date (Mo./Yr.)	Proposed End Construction Date (Mo./Yr.)	Engineering	ROW/Utilities	Construction	Estimated Total Project Cost	State Share	County Share			
59																	
60																	
61																	
62																	
63																	
64																	
65																	
66																	
67																	
68																	
69																	
70																	
71																	
72																	
73																	
74																	
75																	
76																	
77																	
78																	
79																	
80																	
81																	
82																	
83																	
84																	
85																	
86																	
87																	
88																	
89																	
90																	
91																	
92																	
93																	
94																	
95																	
96																	
97																	
98																	
99																	
100																	
Totals											\$ 1,764,500	\$ 1,588,050	\$ 176,450				

ANNUAL ROAD REPORT

LAMB COUNTY

§
§
§
§
§


PRECINCT NUMBER 1

1. Condition of each road, culvert, and bridge in the precinct and the primary cause of any road, culvert or bridge degradation. The primary cause of road degradation in Precinct 1 is overweight trucks and farm machinery. Coupled with the lack of moisture over the past several years.
2. Amount of money necessary for maintenance of the precinct roads during next fiscal year: the cost of Normal Maintenance is \$537,877, the amount needed to improve precinct roads would be an additional \$120,000.
3. Number of traffic control devices in the precinct defaced or torn down: 10
4. Any new roads that should be opened in precinct: None
5. And bridges, culverts, or other improvements necessary to place the precinct roads in good condition, and the probable cost of those improvements: There are several miles of dirt roads in the Precinct that need to be repaired. There are also several miles of caliche roads that need to be repaired and the caliche replaced. The cost of those repairs is listed above. \$120,000

Submitted by the undersigned on this 4th day of May 2020

[Signature]
Commissioner, Precinct 1

Subscribed and sworn to, before me, the undersigned authority, this 4th day of May 2020



[Signature]
Notary Public

Cynthia Bussey

My commission expires: July 18, 2022

Annual Road Report
Precinct 1

List of County Roads by Name or Number	Current Road Surface	Road Condition, 1=Poor, 5=Excellent	Cause of Degradation	Number of Culverts Needing Repair or Replacement	Bridges in need of repair or replacement	Control Devices (signs, lights) needing repair or replacement	Cost of Improvements Identified in report for specific road	Usual Cost of Maintenance in coming year for specific road
CR 30	D & R	3	OW Trucks	3	0	3		\$15,417.00
CR 42	D & R	3	OW Trucks	4	0	0		\$10,278.00
CR 44	D & R	3	OW Trucks	2	0	1		\$8,565.00
CR 52	D & R	1	OW Trucks	0	0	0		\$8,565.00
CR 54	D & R	3	OW Trucks	0	0	0		\$11,991.00
CR 62	D & R	3	OW Trucks	0	0	0		\$3,426.00
CR 64	D & R	3	OW Trucks	0	0	0		\$6,852.00
CR 72	D & R	1	OW Trucks	0	0	0	\$14,000	\$11,991.00
CR 74	D & R	3	OW Trucks	0	0	0		\$13,704.00
CR 82	D & R	3	OW Trucks	0	0	0		\$11,991.00
CR 84	D & R	3	OW Trucks	0	0	0		\$1,713.00
CR 92	D & R	3	OW Trucks	1	0	0	\$10,000	\$5,139.00
CR 94	D & R	3	OW Trucks	0	0	0		\$15,417.00
CR 102	D & R	3	OW Trucks	0	0	0	2,000	\$10,278.00
CR 104	D & R	3	OW Trucks	0	0	0		\$15,417.00
CR 110	D & R	1	OW Trucks	0	0	0		\$6,852.00
CR 120	D & R	2	OW Trucks	0	0	0		\$13,704.00
CR 122	D & R	3	OW Trucks	0	0	0	4,000	\$11,991.00
CR 130	D & R	2	OW Trucks	0	0	0		\$6,852.00

Annual Road Report
Precinct 1

List of County Roads by Name or Number	Current Road Surface	Road Condition, 1=Poor, 5=Excellent	Cause of Degradation	Number of Culverts Needing Repair or Replacement	Bridges in need of repair or replacement	Control Devices (signs,lights) needing repair or replacement	Cost of Improvements Identified in report for specific road	Usual Cost of Maintenance in coming year for specific road
CR 132	D & R	1	OW Trucks					\$13,704.00
CR 142	D & R	3	OW Trucks	2	0	0		\$15,417.00
CR 152	D & R	2	OW Trucks	0	0	0		\$11,991.00
CR 162	D & R	2	OW Trucks	0	0	0		\$5,139.00
CR 172	D & R	2	OW Trucks	0	0	0	\$7,500	\$5,139.00
CR 182	D & R	2	OW Trucks	0	0	0		\$5,139.00
CR 192	D & R	3	OW Trucks	4	0	0		\$20,556.00
CR 185	D & R	2	OW Trucks	0	0	0		\$5,139.00
CR 189	D & R	2	OW Trucks	0	0	0		\$20,556.00
CR 199	D & R	2	OW Trucks	0	0	0		\$20,556.00
CR 207	D & R	1	OW Trucks	0	0	0		\$8,565.00
CR 212	D & R	1	OW Trucks	0	0	0	7,500	\$5,139.00
CR 217	D & R	1	OW Trucks	0	0	0		\$1,713.00
CR 219	D & R	2	OW Trucks	0	0	0		\$13,704.00
CR 227	D & R	3	OW Trucks	0	0	0		\$1,713.00
CR 229	D & R	2	OW Trucks	0	0	0		\$20,556.00
CR 237	D & R	2	OW Trucks	0	0	0		\$1,713.00
CR 239	D & R	3	OW Trucks	0	0	0		\$13,704.00

List of County Roads by Name or Number	Current Road Surface	Road Condition, 1=Poor, 5=Excellent	Cause of Degradation	Number of Culverts Needing Repair or Replacement	Bridges in need of repair or replacement	Control Devices (signs, lights) needing repair or replacement	Cost of Improvements Identified in report for specific road	Usual Cost of Maintenance in coming year for specific road
CR 247	D & R	2	OW Trucks	0	0	0		\$5,139.00
CR 249	D & R	1	OW Trucks	0	0	0		\$6,852.00
CR 257	D & R	3	OW Trucks	0	0	0		\$11,991.00
CR 261	D & R	3	OW Trucks	0	0	0		\$1,713.00
CR 267	D & R	3	OW Trucks	0	0	0	30,000	\$5,139.00
CR 269	D & R	3	OW Trucks	0	0	0		\$1,713.00
CR 271	D & R	3	OW Trucks	0	0	0	30,000	\$10,278.00
CR 277	D & R	3	OW Trucks	0	0	0		\$5,139.00
CR 279	D & R	3	OW Trucks	0	0	0		\$8,565.00
CR 281	D & R	3	OW Trucks	0	0	0		\$10,278.00
CR 287	D & R	3	OW Trucks	0	0	0		\$1,713.00
CR 289	D & R	3	OW Trucks	0	0	0		\$8,565.00
CR 291	D & R	2	OW Trucks	0	0	0	\$12,000	\$11,991.00
CR 293	D & R	3	OW Trucks	0	0	0		\$1,713.00
CR 295	D & R	3	OW Trucks	0	0	0		\$3,426.00
CR 299	D & R	3	OW Trucks	0	0	0	2,000	\$6,852.00
CR 301	D & R	3	OW Trucks	0	0	0	4,000	\$10,278.00
CR 311	D & R	3	OW Trucks	0	0	0		\$10,278.00
CR 317	D & R	3	OW Trucks	0	0	0		\$1,713.00

List of County Roads by Name or Number	Current Road Surface	Road Condition, 1=Poor, 5=Excellent	Cause of Degradation	Number of Culverts Needing Repair or Replacement	Bridges in need of repair or replacement	Control Devices (signs,lights) needing repair or replacement	Cost of Improvements Identified in report for specific road	Usual Cost of Maintenance in coming year for specific road
CR 319	D & R	3	OW Trucks	0	0	0		\$6,852.00
CR 321	Asphalt	1	OW Trucks	0	0	6		\$13,704.00
CR 327	D & R	3	OW Trucks	0	0	0		\$3,426.00
CR 331	D & R	3	OW Trucks	0	0	0		\$18,843.00
							Total	\$123,000
Total Miles	314							

ANNUAL ROAD REPORT

LAMB COUNTY

§
§
§
§
§


PRECINCT NUMBER 2

1. Condition of each road, culvert, and bridge in the precinct and the primary cause of any road, culvert or bridge degradation. The primary cause of road degradation in Precinct 2 is overweight trucks and farm machinery. Coupled with the lack of moisture over the past several years.
2. Amount of money necessary for maintenance of the precinct roads during next fiscal year: the cost of Normal Maintenance is \$562,387, the amount needed to improve precinct roads would be an additional \$234,000.
3. Number of traffic control devices in the precinct defaced or torn down: 10
4. Any new roads that should be opened in precinct: None
5. And bridges, culverts, or other improvements necessary to place the precinct roads in good condition, and the probable cost of those improvements: There are several miles of asphalt roads in the Precinct that need to be repaired and or widened. There are also several miles of caliche roads that need to be repaired and the caliche replaced. The cost of those repairs is listed above \$234,000.

Submitted by the undersigned on this 4th day of May 2020

Kent Lewis
Commissioner, Precinct 2

Subscribed and sworn to, before me, the undersigned authority, this 4th day of May 2020



Cynthia Bussey
Notary Public

Cynthia Bussey

My commission expires: July 18, 2022

List of County Roads by Name or Number	Current Road Surface	Road Condition, 1=Poor, 5=Excellent	Cause of Degradation	Number of Culverts Needing Repair or Replacement	Bridges in need of repair or replacement	Control Devices (signs, lights) needing repair or replacement	Cost of Improvements Identified in report for specific road	Usual Cost of Maintenance in coming year for specific road
CR 30	D & R	2	OW Trucks	0	0	0	\$52,000	\$25,000
CR 40	D & R	2	OW Trucks	0	0	0		\$12,500.00
CR 44	D & R	2	OW Trucks	0	0	0		\$25,000.00
CR 50	D & R	2	OW Trucks	0	0	0		\$12,500.00
CR 54	D & R	1	OW Trucks	0	0	0		\$22,500.00
CR 60	D & R	2	OW Trucks	0	0	0		\$10,000.00
CR 64	D & R	2	OW Trucks	0	0	0	\$52,000	\$15,000.00
CR 74	D & R	1	OW Trucks	0	0	0	\$6,500	\$37,500.00
CR 94	D & R	2	OW Trucks	0	0	0		\$15,000.00
CR 98	D & R	2	OW Trucks	0	0	0		\$10,000.00
CR 104	D & R	2	OW Trucks	0	0	0		\$12,500.00
CR 112	D & R	2	OW Trucks	0	0	0		\$2,500.00
CR 120	D & R	3	OW Trucks	0	0	0		\$7,500.00
CR 158	D & R	3	OW Trucks	0	0	0		\$12,500.00
CR 162	D & R	3	OW Trucks	0	0	0		\$12,500.00
CR 168	D & R	3	OW Trucks	0	0	0		\$7,500.00
CR 172	D & R	3	OW Trucks	0	0	0		\$17,500.00
CR 178	Asphalt	1	OW Trucks	0	0	0		\$200,000.00
CR 182	D & R	3	OW Trucks	0	0	0		\$12,500.00

List of County Roads by Name or Number	Current Road Surface	Road Condition, 1=Poor, 5=Excellent	Cause of Degradation	Number of Culverts Needing Repair or Replacement	Bridges in need of repair or replacement	Control Devices (signs, lights) needing repair or replacement	Cost of Improvements Identified in report for specific road	Usual Cost of Maintenance in coming year for specific road
CR 192	D & R	2	OW Trucks	0	0	0	0	\$7,500.00
CR 35	D & R	2	OW Trucks	0	0	0		\$15,000.00
CR 45	D & R	2	OW Trucks	0	0	0		\$17,500.00
CR 55	D & R	2	OW Trucks	0	0	0		\$25,000.00
CR 65	Asphalt	2	OW Trucks	0	0	0		\$12,500.00
CR 75	D & R	2	OW Trucks	0	0	0		\$15,000.00
CR 85	D & R	2	OW Trucks	0	0	0		\$10,000.00
CR 99	D & R	2	OW Trucks	0	0	0		\$12,500.00
CR 109	D & R	2	OW Trucks	0	0	0		\$15,000.00
CR 115	D & R	2	OW Trucks	0	0	0		\$10,000.00
CR 119	D & R	3	OW Trucks	0	0	0	\$52,000	\$15,000.00
CR 123	D & R	2	OW Trucks	0	0	0		\$2,500.00
CR 125	D & R	2	OW Trucks	0	0	0		\$5,000.00
CR 129	D & R	2	OW Trucks	0	0	0	\$39,000	\$15,000.00
CR 133	D & R	2	OW Trucks	0	0	0		\$5,000.00
CR 135	D & R	2	OW Trucks	0	0	0		\$5,000.00
CR 139	D & R	3	OW Trucks	0	0	0	\$32,500	\$15,000.00
CR 157	D & R	2	OW Trucks	0	0	0		\$7,500.00

List of County Roads by Name or Number	Current Road Surface	Road Condition, 1=Poor, 5=Excellent	Cause of Degradation	Number of Culverts Needing Repair or Replacement	Bridges in need of repair or replacement	Control Devices (signs, lights) needing repair or replacement	Cost of Improvements Identified in report for specific road	Usual Cost of Maintenance in coming year for specific road
CR 159	D & R	2	OW Trucks	0	0	0	0	\$20,000.00
CR 167	D & R	2	OW Trucks	0	0	0	0	\$2,500.00
CR 169	D & R	3	OW Trucks	0	0	0	0	\$12,500.00
CR 171	D & R	2	OW Trucks	0	0	0	0	\$2,500.00
CR 177	D & R	2	OW Trucks	0	0	0	0	\$10,000.00
CR 179	D & R	3	OW Trucks	0	0	0	0	\$12,500.00
CR 185	D & R	2	OW Trucks	0	0	0	0	\$5,000.00
						Total	\$234,000	
Total Miles		225						

ANNUAL ROAD REPORT

LAMB COUNTY

§
§
§
§
§


PRECINCT NUMBER 3

1. Condition of each road, culvert, and bridge in the precinct and the primary cause of any road, culvert or bridge degradation. The primary cause of road degradation in Precinct 3 is overweight trucks and farm machinery. Coupled with the lack of moisture over the past several years.
2. Amount of money necessary for maintenance of the precinct roads during next fiscal year: the cost of Normal Maintenance is \$582,560, the amount needed to improve precinct roads would be an additional \$333,000
3. Number of traffic control devices in the precinct defaced or torn down:
4. Any new roads that should be opened in precinct: None
5. And bridges, culverts, or other improvements necessary to place the precinct roads in good condition, and the probable cost of those improvements: There are several miles of caliche roads that need to be repaired and the caliche replaced. The cost of those repairs is listed above. \$333,000

Submitted by the undersigned on this 4th day of MAY 2022

Damay Short
Commissioner, Precinct 3

Subscribed and sworn to, before me, the undersigned authority, this 4th day of May 2022



Cynthia Bussey
Notary Public

Cynthia Bussey

My commission expires: July 18, 2022

List of County Roads by Name or Number	Current Road Surface	Road Condition, 1=Poor, 5=Excellent	Cause of Degradation	Number of Culverts Needing Repair or Replacement	Bridges in need of repair or replacement	Control Devices (signs, lights) needing repair or replacement	Cost of Improvements Identified in report for specific road	Usual Cost of Maintenance in coming year for specific road
CR 172	D & R	2	OW trucks	0	0	0		\$6,200.00
CR 182	D & R	2	OW trucks	1	0	0		\$4,650.00
CR 192	D & R	2	OW trucks	2	0	0		\$18,600.00
CR 202	D & R	2	OW trucks	3	0	0		\$18,600.00
CR 212	D & R	1	OW trucks	3	0	0		\$17,050.00
CR 222	D & R	2	OW trucks	0	0	0		\$6,200.00
CR 232	D & R	2	OW trucks	3	0	0		\$12,400.00
CR 242	D & R	1	OW trucks	2	0	0		\$15,500.00
CR 248	D & R	1	OW trucks	0	0	0		\$6,200.00
CR 252	D & R	1	OW trucks	0	0	0	40,000	\$12,400.00
CR 262	D & R	1	OW trucks	2	0	0		\$15,500.00
CR 272	D & R	2	OW trucks	2	0	0		\$23,250.00
CR 282	D & R	1	OW trucks	2	0	0		\$15,500.00
CR 288	D & R	1	OW trucks	0	0	0		\$6,200.00
CR 292	D & R	1	OW trucks	2	0	0		\$7,750.00
CR 302	D & R	1	OW trucks	0	0	0		\$12,400.00
CR 308	D & R	2	OW trucks	0	0	0		\$4,650.00
CR 312	D & R	1	OW trucks	0	0	0		\$15,500.00
CR 318	D & R	2	OW trucks	0	0	0		\$4,650.00

List of County Roads by Name or Number	Current Road Surface	Road Condition, 1=Poor, 5=Excellent	Cause of Degradation	Number of Culverts Needing Repair or Replacement	Bridges in need of repair or replacement	Control Devices (signs, lights) needing repair or replacement	Cost of Improvements Identified in report for specific road	Usual Cost of Maintenance in coming year for specific road
CR 322	D & R	1	OW Trucks	3	0	0		\$12,400.00
CR 324	D & R	2	OW Trucks	0	0	0		\$4,650.00
CR 332	D & R	1	OW Trucks	6	0	0	\$120,000	\$6,200.00
CR 334	D & R	2	OW Trucks	0	0	0		\$7,750.00
CR 342	D & R	2	OW Trucks	0	0	0		\$12,400.00
CR 344	D & R	2	OW Trucks	0	0	0		\$9,300.00
CR 352	D & R	2	OW Trucks	0	0	0		\$12,400.00
CR 354	D & R	2	OW Trucks	2	0	0		\$10,850.00
CR 185	D & R	2	OW Trucks	0	0	0		\$12,400.00
CR 191	D & R	2	OW Trucks	1	0	0		\$6,200.00
CR 195	D & R	2	OW Trucks	0	0	0		\$10,850.00
CR 207	D & R	2	OW Trucks	0	0	0		\$9,300.00
CR 213	D & R	2	OW Trucks	2	0	0		\$3,100.00
CR 217	D & R	2	OW Trucks	0	0	0		\$15,500.00
CR 227	D & R	2	OW Trucks	0	0	0		\$24,800.00
CR 237	D & R	2	OW Trucks	0	0	0		\$24,800.00
CR 247	D & R	2	OW Trucks	0	0	0	\$180,000	\$24,800.00
CR 267	D & R	2	OW Trucks	2	0	0		\$23,250.00

Annual Road Report
Precinct 3

List of County Roads by Name or Number	Current Road Surface	Road Condition, 1=Poor, 5=Excellent	Cause of Degradation	Number of Culverts Needing Repair or Replacement	Bridges in need of repair or replacement	Control Devices (signs,lights) needing repair or replacement	Cost of Improvements Identified in report for specific road	Usual Cost of Maintenance in coming year for specific road
CR 277	D & R		2 OW Trucks	0	0	0		\$24,800.00
CR 287	D & R		2 OW Trucks	2	0	0		\$24,800.00
CR 307	D & R		2 OW Trucks	0	0	0		\$23,250.00
CR 317	D & R		2 OW Trucks	1	0	0		\$23,250.00
CR 327	D & R		2 OW Trucks	2	0	0		\$24,800.00
						Total	\$340,000	
Total Miles	376							

ANNUAL ROAD REPORT

LAMB COUNTY

§
§
§
§
§

PRECINCT NUMBER 4


1. Condition of each road, culvert, and bridge in the precinct and the primary cause of any road, culvert or bridge degradation. The primary cause of road degradation in Precinct 4 is overweight trucks and farm machinery. Coupled with the lack of moisture over the past several years.
2. Amount of money necessary for maintenance of the precinct roads during next fiscal year: the cost of Normal Maintenance is \$561,759, the amount needed to improve precinct roads would be an additional \$1,200,000.
3. Number of traffic control devices in the precinct defaced or torn down: 0
4. Any new roads that should be opened in precinct: None
5. And bridges, culverts, or other improvements necessary to place the precinct roads in good condition, and the probable cost of those improvements: There are several miles of asphalt roads in the Precinct that need to be repaired and or widened. There are also several miles of caliche roads that need to be repaired and the caliche replaced. The cost of those repairs is listed above. \$1,200,000

Submitted by the undersigned on this 4th day of May 2020

[Handwritten Signature]

Commissioner, Precinct 4

Subscribed and sworn to, before me, the undersigned authority, this 4th day of May 2020



Cynthia Bussey
Notary Public

Cynthia Bussey

My commission expires: July 18, 2022

List of County Roads by Name or Number	Current Road Surface	Road Condition, 1=Poor, 5=Excellent	Cause of Degradation	Number of Culverts Needing Repair or Replacement	Bridges in need of repair or replacement	Control Devices (signs,lights) needing repair or replacement	Cost of Improvements Identified in report for specific road	Usual Cost of Maintenance in coming year for specific road
CR 208	D & R	3	OW Traffic	0	0	0	0	\$13,440.00
CR 212	D & R	3	OW Traffic	0	0	0	0	\$13,440.00
CR 218	D & R	3	OW Traffic	0	0	0	0	\$2,240.00
CR 222	D & R	3	OW Traffic	0	0	0	0	\$13,440.00
CR 228	D & R	3	OW Traffic	0	0	0	0	\$17,920.00
CR 238	D & R	3	OW Traffic	0	0	0	0	\$11,200.00
CR 242	D & R	3	OW Traffic	0	0	0	0	\$13,440.00
CR 248	D & R	3	OW Traffic	0	0	0	0	\$8,960.00
CR 262	Dirt	2	OW Traffic	0	0	0	\$0	\$24,640.00
CR 272	D & R	3	OW Traffic	0	0	0	\$126,000.00	\$24,640.00
CR 282	D & R	3	OW Traffic	0	0	0	0	\$26,880.00
CR 292	D & R	3	OW Traffic	0	0	0	\$33,500	\$22,400.00
CR 308	D & R	3	OW Traffic	0	0	0	0	\$15,680.00
CR 312	D & R	3	OW Traffic	0	0	0	0	\$2,240.00
CR 318	D & R	3	OW Traffic	0	0	0	0	\$8,960.00
CR 322	D & R	3	OW Traffic	0	0	0	0	\$4,480.00
CR 326	D & R	3	OW Traffic	0	0	0	0	\$2,240.00
CR 328	D & R	3	OW Traffic	0	0	0	0	\$6,720.00
CR 332	D & R	3	OW Traffic	0	0	0	0	\$8,960.00

List of County Roads by Name or Number	Current Road Surface	Road Condition, 1=Poor, 5=Excellent	Cause of Degradation	Number of Culverts Needing Repair or Replacement	Bridges in need of repair or replacement	Control Devices (signs,lights) needing repair or replacement	Cost of Improvements Identified in report for specific road	Usual Cost of Maintenance in coming year for specific road
CR 338	Asphalt	1	OW Traffic	0	0	0		\$8,960.00
CR 342	D & R	3	OW Traffic	0	0	0	\$95,000.00	\$8,960.00
CR 348	D & R	3	OW Traffic	0	0	0	0	\$6,720.00
CR 352	D & R	3	OW Traffic	0	0	0	30,000.00	\$8,960.00
CR 43	D & R	3	OW Traffic	0	0	0	0	\$4,480.00
CR 45	D & R	3	OW Traffic	0	0	0	\$50,000.00	\$15,680.00
CR 49	D & R	3	OW Traffic	0	0	0	0	\$4,480.00
CR 53	D & R	3	OW Traffic	0	0	0	0	\$11,200.00
CR 55	D & R	3	OW Traffic	0	0	0	\$14,500.00	\$26,880.00
CR 65	D & R	3	OW Traffic	0	0	0	\$26,000.00	\$20,160.00
CR 75	D & R	3	OW Traffic	0	0	0	0	\$22,400.00
CR 85	D & R	3	OW Traffic	0	0	0	0	\$11,200.00
CR 95	Asphalt	2	OW Traffic	0	0	0		\$15,680.00
CR 105	D & R	3	OW Traffic	0	0	0	0	\$13,440.00
CR 115	Asphalt	2	OW Traffic	0	0	0	\$35,000	\$17,920.00
CR 125	D & R	3	OW Traffic	0	0	0	30,000.00	\$20,160.00
CR 131	D & R	3	OW Traffic	0	0	0	0	\$8,960.00
CR 135	Asphalt	2	OW Traffic	0	0	0		\$8,960.00

List of County Roads by Name or Number	Current Road Surface	Road Condition, 1=Poor, 5=Excellent	Cause of Degradation	Number of Culverts Needing Repair or Replacement	Bridges in need of repair or replacement	Control Devices (signs,lights) needing repair or replacement	Cost of Improvements Identified in report for specific road	Usual Cost of Maintenance in coming year for specific road
CR 141	D & R	3	OW Traffic	0	0	0	0	\$4,480.00
CR 151	D & R	2	OW Traffic	0	0	0	0	\$17,920.00
CR 155	D & R	3	OW Traffic	0	0	0	0	\$8,960.00
CR 161	D & R	2	OW Traffic	0	0	0	0	\$8,960.00
CR 165	D & R	3	OW Traffic	0	0	0	0	\$4,480.00
CR 171	D & R	3	OW Traffic	0	0	0	35,000.00	\$22,400.00
CR 175	D & R	3	OW Traffic	0	0	0	0	\$2,240.00
CR 181	D & R	3	OW Traffic	0	0	0	65,000.00	\$24,640.00
CR 185	D & R	2	OW Traffic	0	0	0	0	\$13,440.00
CR 198	Asphalt	2	OW Traffic	0	0	0	\$95,000	\$2,240.00
CR 232 BD DR	Asphalt	2	OW Traffic	0	0	0	\$500,000	\$2,240.00
						Total	\$1,101,000.00	
Total Miles	260							